Gwint rurowy walcowy G, DIN-ISO 228

Whitworth pipe thread G, DIN-ISO 228
Whitworth Rohrgewinde G, DIN-ISO 228

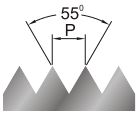

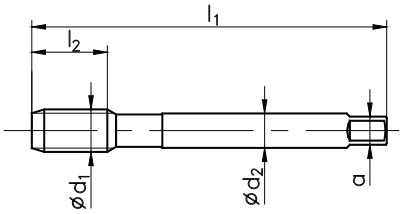

DIN-5156



Zastosowanie	Application	Einsatzgebiete	800	800	800	800
Materiał obrabiany	Material	Werkstoff	1.2 / 1.3 3.1 / 6.2	1.2 / **1.3** / 3.3 6.1 / **6.3** / 7.2 8.1	1.1 / **1.2** / **1.3**	1.2 / **1.3** / 3.3 6.1 / **6.3** / 7.2 8.1
Typ otworu	Hole type	Lochform	2 4	1 2	1 2	3 4
Wykonanie	Execution	Ausführung		B	B	R40
Rodzaj materiału	Quality of material	Qualität	HSSE	HSSE	HSSE	HSSE
Rodzaj powłoki	Coating	Beschichtung			OX	
Nakrój	Chamfer	Anschnitt	C / 2P	B / 4P	B / 4P	C / 2P
Tolerancja	Tolerance	Toleranz	A	A	A	A

G	□d1	1"/P	P	l1	l2	l2 R40	□d2	a	d	INDEX	D2-121101	D2-111101	D2-116101	D2-511101
G-1/16"	7,723	28	0,907	90	17	10	6	4,9	6,7	3121				
G-1/8"	9,728	28	0,907	90	18	10	7	5,5	8,8	3123	•	•	•	•
G-1/4"	13,157	19	1,337	100	22	14	11	9	11,8	3127	•	•	•	•
G-3/8"	16,662	19	1,337	100	22	15	12	9	15,25	3129	•	•	•	•
G-1/2"	20,955	14	1,814	125	25	17	16	12	19	3131	•	•	•	•
G-5/8"	22,911	14	1,814	125	25	17	18	14,5	21	3133	•	•		•
G-3/4"	26,441	14	1,814	140	28	20	20	16	24,5	3135	•	•	•	•
G-7/8"	30,201	14	1,814	150	28	22	22	18	28,25	3137	•	•		•
G-1"	33,249	11	2,309	160	30	24	25	20	30,75	3139	•	•	•	•
G-1.1/8"	37,907	11	2,309	170	34	24	28	22	35,5	3141	•	•		
G-1.1/4"	41,910	11	2,309	170	30	25	32	24	39,5	3143	•	•		
G-1.1/2"	47,800	11	2,309	190	32	-	36	29	45,25	3147	•	•		-
G-1.3/4"	53,756	11	2,309	190	36	-	40	32	51,0	3151	•	•		-
G-2"	59,614	11	2,309	220	40	-	45	35	57,0	3155	•	•		-

Inne wymiary i odmiany gwintowników wykonujemy na zamówienie.
Other sizes and versions of taps - on request.
Andere Abmessungen und Ausführungsversionen - auf Anfrage.

Przykład zamawiania / Example of order / Beispiel einer Bestellung: Gwintownik / Tap / Gewindebohrer DIN-5156 C G-1/2" A R40 HSSE 800, D2-511101-3131