Gwint rurowy walcowy G, DIN-ISO 228

Whitworth pipe thread G, DIN-ISO 228
Whitworth - Rohrgewinde G, DIN-ISO 228

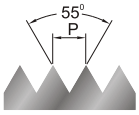

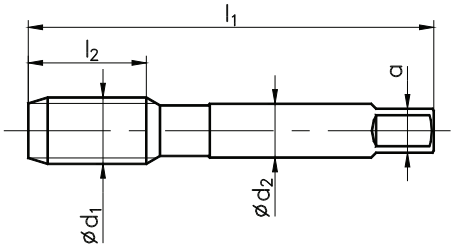

DIN-5157



Typ otworu	Hole type	Lochform			1 2 3 4
Wykonanie	Execution	Ausführung	Nr1	Nr2	/2
Rodzaj materiału	Quality of material	Qualität	HSS	HSS	HSS
Nakrój	Chamfer	Anschnitt	5P	2P	
Tolerancja	Tolerance	Toleranz		A	A

G	∅d1	1"/P	P	l1	l2	∅d2	a		INDEX	A1-221001	A1-222001	A1-220001
G-1/16"	7,723	28	0,907	63	18	6	4,9	6,7	3121			
G-1/8"	9,728	28	0,907	63	18	7	5,5	8,8	3123	•	•	•
G-1/4"	13,157	19	1,337	70	22	11	9	11,8	3127	•	•	•
G-3/8"	16,662	19	1,337	70	22	12	9	15,25	3129	•	•	•
G-1/2"	20,955	14	1,814	80	22	16	12	19,0	3131	•	•	•
G-5/8"	22,911	14	1,814	80	22	18	14,5	21,0	3133	•	•	•
G-3/4"	26,441	14	1,814	90	22	20	16	24,5	3135	•	•	•
G-7/8"	30,201	14	1,814	90	22	22	18	28,25	3137	•	•	•
G-1"	33,249	11	2,309	100	25	25	20	30,75	3139	•	•	•
G-1.1/8"	37,897	11	2,309	125	36	28	22	35,5	3141			
G-1.1/4"	41,910	11	2,309	125	36	32	24	39,5	3143	•	•	•
G-1.3/8"	44,323	11	2,309	125	36	36	29	42,0	3145			
G-1.1/2"	47,803	11	2,309	140	40	36	29	45,0	3147	•	•	•
G-1.3/4"	53,746	11	2,309	140	40	40	32	51,0	3151			
G-2"	59,614	11	2,309	160	40	45	35	57,0	3155			

Przykład zamawiania / Example of order / Beispiel einer Bestellung: Gwintownik / Tap / Gewindebohrer DIN-5157 Nr1 G-3/8" HSS, A1-221001-3129