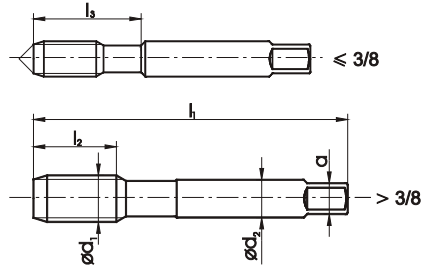
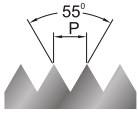



HSS

## Gwint calowy zwykły Whitwortha BSW, BS-84:1956

Whitworth thread BSW, BS-84:1956  
Whitworth-Gewinde BSW, BS-84:1956

## ISO-529 / DIN-352



Typ otworu	Hole type	Lochform				
Wykonanie	Execution	Ausführung	Nr1	Nr2	Nr3	1 2 3 4 /3
Rodzaj materiału	Quality of material	Qualität	HSS	HSS	HSS	HSS
Nakrój	Chamfer	Anschnitt	8P	4P	2P	
Tolerancja	Tolerance	Toleranz			normal	normal

BSW	$\varnothing d_1$	1"/P	P	$l_1$	$l_2$	$l_3$	$\varnothing d_2$	a					
-----	-------------------	------	---	-------	-------	-------	-------------------	---	---	--	--	--	--

ISO-529											INDEX	A1-131001	A1-132001	A1-133001	A1-130001
1/8 - 40	3,175	40	0,635	48	11	18	3,15	2,5	2,5	7123	•	•	•	•	
3/16 - 24	4,762	24	1,058	58	16	25	5	4	3,6	7125	•	•	•	•	
1/4 - 20	6,350	20	1,270	66	19	30	6,3	5	5,1	7127	•	•	•	•	
5/16 - 18	7,938	18	1,411	72	22	35	8	6,3	6,5	7128	•	•	•	•	
3/8 - 16	9,525	16	1,588	80	24	39	10	8	7,9	7129	•	•	•	•	
7/16 - 14	11,112	14	1,814	85	25		8	6,3	9,25	7130	•	•	•	•	

DIN-352											INDEX	A1-231001	A1-232001	A1-233001	A1-230001
1/2 - 12	12,700	12	2,117	75	25		9	7	10,5	7131	•	•	•	•	
9/16 - 12	14,288	12	2,117	80	26		11	9	12	7132	•	•	•	•	
5/8 - 11	15,875	11	2,309	80	27		12	9	13,5	7133	•	•	•	•	
3/4 - 10	19,050	10	2,540	95	32		14	11	16,5	7135	•	•	•	•	
7/8 - 9	22,225	9	2,822	100	32		18	14,5	19,25	7137	•	•	•	•	
1 - 8	25,400	8	3,175	110	36		18	14,5	22	7139	•	•	•	•	
1.1/8 - 7	28,575	7	3,629	125	40		22	18	24,75	7141					
1.1/4 - 7	31,750	7	3,629	125	40		22	18	28	7143					
1.1/2 - 6	38,100	6	4,233	150	50		28	22	33,5	7147					
1.3/4 - 5	44,450	5	5,080	160	58		36	29	39	7151					
2 - 4.1/2	50,800	4.1/2	5,644	180	65		40	32	44,5	7155					

Inne wymiary i odmiany gwintowników wykonujemy na zamówienie.  
Other sizes and versions of taps - on request.  
Andere Abmessungen und Ausführungsvarianten - auf Anfrage.

Przykład zamawiania / Example of order / Beispiel einer Bestellung: Gwintownik / Tap / Gewindebohrer ISO-529 Nr1 1/4-20 BSW HSS, A1-131001-7127