


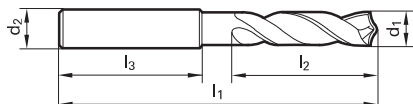


Wierła Ratio bez wewnętrznego chłodzenia

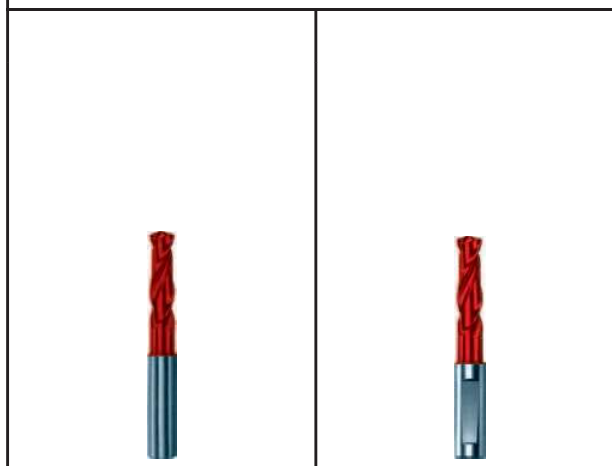
Wiertha SL

Nr art.
 Norma
 Materiał ostrza
 Gatunek węgla
 Powierzchnia
 Typ
 Forma chwytu
 Głębokość wiercenia
 Kierunek skrawania
 Tolerancja
 Grupa rabatowa

5514	5614
DIN 6537 K	
Węglik monolit	
K / P	
F	F
RT 100 U	
HA	HE
3 x D	
prawy	
m7	
155	



	d1		d2	l1	l2	l3
	cale	mm	mm	mm	mm	mm
1/8		3,000	6,000	62,00	20,00	36,00
		3,100	6,000	62,00	20,00	36,00
		3,170	6,000	62,00	20,00	36,00
		3,200	6,000	62,00	20,00	36,00
		3,250	6,000	62,00	20,00	36,00
		3,300	6,000	62,00	20,00	36,00
		3,400	6,000	62,00	20,00	36,00
		3,500	6,000	62,00	20,00	36,00
9/64		3,570	6,000	62,00	20,00	36,00
		3,600	6,000	62,00	20,00	36,00
		3,700	6,000	62,00	20,00	36,00
5/32		3,800	6,000	66,00	24,00	36,00
		3,900	6,000	66,00	24,00	36,00
		3,970	6,000	66,00	24,00	36,00
		4,000	6,000	66,00	24,00	36,00
11/64		4,100	6,000	66,00	24,00	36,00
		4,200	6,000	66,00	24,00	36,00
		4,300	6,000	66,00	24,00	36,00
		4,370	6,000	66,00	24,00	36,00
		4,400	6,000	66,00	24,00	36,00
3/16		4,500	6,000	66,00	24,00	36,00
		4,600	6,000	66,00	24,00	36,00
		4,650	6,000	66,00	24,00	36,00
		4,700	6,000	66,00	24,00	36,00
		4,760	6,000	66,00	28,00	36,00
13/64		4,800	6,000	66,00	28,00	36,00
		4,900	6,000	66,00	28,00	36,00
		5,000	6,000	66,00	28,00	36,00
		5,100	6,000	66,00	28,00	36,00
		5,160	6,000	66,00	28,00	36,00
7/32		5,200	6,000	66,00	28,00	36,00
		5,300	6,000	66,00	28,00	36,00
		5,400	6,000	66,00	28,00	36,00
		5,500	6,000	66,00	28,00	36,00
		5,550	6,000	66,00	28,00	36,00
	5,560	6,000	66,00	28,00	36,00	



Dostępność

	●	●
	●	●
	●	●
	●	●
	●	●
	●	●
	●	●
	●	●
	●	●
	●	●
	●	●
	●	●
	●	●
	●	●
	●	●
	●	●
	●	●
	●	●
	●	●
	●	●
	●	●
	●	●
	●	●
	●	●
	●	●
	●	●
	●	●
	●	●
	●	●
	●	●
	●	●
	●	●
	●	●
	●	●
	●	●
	●	●
	●	●
	●	●
	●	●
	●	●
	●	●
	●	●

○ bez pokrycia ○ parowane ● azotowane